






## Operator Packages - RTS CMO - Remote Control with Manual Override

### Operator Package and Choices for Remote Control



<p>Remote Transmitter 1 Channel White</p>	<p>Standard: #8745</p>	
<p>Remote Transmitter 4 Channel (Surcharge)</p>	<p>#8746 (\$75.43)</p>	
<p>RTS Wall Transmitter 1 Channel, White, Decoflex. Includes faceplate and installation bracket. (Surcharge)</p>	<p>#8810 (\$135.62)</p>	
<p>RTS Wall Transmitter 5 Channel, White, Decoflex. Includes faceplate and installation bracket. (Surcharge)</p>	<p>#8842 (\$142.19)</p>	<p>Same as above – just for 5 Channel.</p>
<p>RTS Keypad (Surcharge)</p>	<p>#8891 (\$165.25)</p>	

## Operator Packages - Typical Parts to Control the Manual Override

<p>Universal Drive Shaft, 7 mm Hex, 50 cm drive shaft, 2 holes, chrome head</p> <p>Recommended for installation onto Shutter Housing</p>	<p>Standard: #6205</p>	
<p>Alternative Universal (i.e. recommended for sheetrock installation)</p>		
<p>Universal Drive Shaft, 7 mm Hex, 50 cm drive shaft, 4 holes, chrome head</p> <p>4 hole universal is recommended for installation i.e. into Sheet rock</p>	<p>Standard: #6231</p>	
<p>Crank Handle (Size = 46")</p>	<p>Standard: #6406</p>	
<p>Crank Handle Holder (Grey)</p>	<p>Standard: #6810</p>	

## Operator Packages - Alternative: Special Crank Handle to control the manual override

Special Crank Handle. Typically used for concealed / restricted access operation since crank handle can be removed and there is no other obvious access to operate the shutter.

<p style="text-align: center;"><b>Special Crank Handle</b>  (Size = 53")</p>	<p style="text-align: center;">Standard: #6455</p>	 <p style="text-align: right; font-size: small;">Special Top of Crank (top) to engage directly with gear.</p> 
<p style="text-align: center;"><b>Crank Handle Holder</b>  (Grey)</p>	<p style="text-align: center;">Standard: #6810</p>	