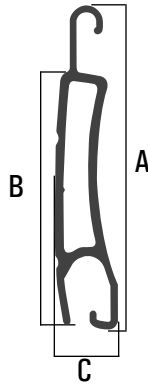




SecuraMax
EXTRUDED ALUMINUM DOUBLE WALLED SLAT
RLL3



RLL3		
TOTAL HEIGHT (A)	1.98"	50 mm
PROFILE HEIGHT (B)	1.54"	39 mm
PROFILE WIDTH (C)	0.34"	9.5 mm
WALL GAUGE	0.055"	1.40 mm
WEIGHT	2.088 lbs/sqft	10.2 kg/sqm
MAXIMUM AREA	105 sqft	9.75 sqm

OPERATOR LIMITATIONS FOR RLL3		
OPERATOR	Max sqft	Max sqm
PULLEY (25 LBS)	12 sqft	1.11 sqm
STRAP CRANK (60 LBS)	29 sqft	2.69 sqm
GEAR CRANK (71 LBS)	34 sqft	3.16 sqm
GEAR ASSIST (110 LBS)	53 sqft	4.92 sqm
MOTOR 60MM AXLE (194 LBS)	93 sqft*	8.64 sqm*
MOTOR 70MM AXLE (352 LBS)	105 sqft*	9.75 sqm*
*LIMITED BY THE MAXIMUM USAGE		

Energy Efficiency

Hurricane Protection



Visual Deterrent

Maximum Security

FEATURES & BENEFITS



EXTRUDED SLAT

Extruded slats possess the thickest wall gauge of any slat, providing maximum strength even under continuous pressure.



HURRICANE APPROVED

This product has been tested in accordance with hurricane testing standards of TDI & FBC. Engineering available on our web site.



BUILDING CODE STANDARDS

Texas Department of Insurance: SHU-63
Florida Building Code: FL 5231.3



BUILDING SECURITY

Sleep better at night and enjoy worry free days knowing that your building is protected with Rollac Shutters.

SYSTEM COLORS

White
Cream
Beige
Bronze
Grey

SPECIAL CURTAIN COLOR

Anodized Silver



COMPONENT INFORMATION

SLAT DETAILS	
RLL3	<ul style="list-style-type: none"> • Double Walled hollow extruded aluminum • Gauge 1.40 mm / 0.055" • Type 6063-T5 class1, anodized or powder coated finish. • Available with or without light slits.

ALUMINUM BASE SLAT FOR MINI SLATS	
Anodized Silver, Cream, White, Grey, Light Beige, Bronze, Dark Brown, Arcona Beige	


STANDARD RAIL	
SIDE RAILS "MINI"	64 mm x 22 mm (2.50" x 0.86")
Anodized Silver, Cream, White, Grey, Light Beige, Bronze, Dark Brown, Arcona Beige	

OPTIONAL RAILS - NOT HURRICANE CODE COMPLIANT	
SIDE RAILS "MINI"	53 mm x 22 mm (2.09" x 0.86")
Anodized Silver, Cream, White, Grey, Light Beige, Bronze, Dark Brown, Arcona Beige	

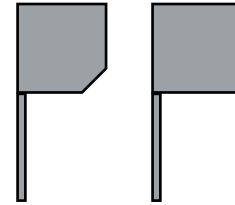
SIDELOCKS (WIRE CLIPS)			
9450-ACCE-14-SS FOR RLL3	Wire Clips (Stainless Steel)	PC	EA

SLAT DEDUCTION FOR SHUTTER MANUFACTURING	
SLAT	Small Leg 45° & 90° 4"-10"
RLL3	7.1 cm / 2 3/4"

SHUTTER DIMENSION DIAGRAM



BOX HOUSING SHAPE



45° Box

90° Box

RAIL HEIGHT BY HOUSING SIZE												
BOX SIZE	6" (150 mm)		6.5" (165 mm)		7" (180 mm)		8" (205 mm)		9" (230 mm)		10" (250 mm)	
AXLE	60 mm	70 mm	60 mm	70 mm	60 mm	70 mm	60 mm	70 mm	60 mm	70 mm	60 mm	70 mm
RLL3	28"	N/A	41"	N/A	55"	48"	77"	82"	99"	105"	123"	130"

